



**Change Parts & Orienter fit the 3700 Bench-Top Filler.**



**Vibrator**

*ProFiller 3600 is the only Inox (316 stainless steel) hand-held 300-hole filler that is dishwasher safe & can be used under a powder hood or in a glove box. The Change Parts and Orienter can also be used with the ProFiller 3700 bench-top filler for maximum flexibility.*

### **Easier To Use**

- ❖ Easier to use than other 200 or 300 hole systems.
- ❖ Indicator gauges to assist in capsule orientation, separation and locking.
- ❖ Fits under powder hoods and in glove boxes.
- ❖ Video tips [online on our video page](#). Well-illustrated manuals in multiple languages.

### **Pharmacopoeia Compliant**

- ❖ Fill weights, USP/EP method within  $\pm$  1-3% of average. More information [Download fill weight data PDF](#)
- ❖ Validation package available for cGMP compliance.
- ❖ Works with all capsules including gelatin, vegetarian/HPMC and starch capsules.

### **Compatible with Bench-top Filler**

- ❖ The 3600 grows with your requirements. Get the 3700 Bench-top Filler for larger batches and use the same Change Parts and Orienter purchased for the 3600.
- ❖ Continue to use the 3600 Filler Base for smaller batches or production under a powder hood or in a glove box.
- ❖ Add a Vibrator at any time.

### **Higher Output**

- ❖ 3600 fully locks capsules after filling, unlike most hand-held fillers - saving you time and frustration!
- ❖ Tamper size range optimized for higher fill weights and faster filling.
- ❖ Unique features include lightweight 2-piece orienter, orienter locator and oversize Powder Tray & Push Plate.

### **Faster Size Changes & Cleaning**

- ❖ Change capsule sizes in only 5 minutes. Change Parts for Size 000-4 & 00el-2el.
- ❖ All parts are dishwasher safe. Can be dried in a hot air oven or with a portable hair dryer.
- ❖ Designed for fast disassembly & visual verification of cleaning.
- ❖ High GMP, all Inox (316 stainless steel).

### **Exclusive Accessories**

- ❖ Partial Batch Kit for filling fewer than 300 capsules / batch.
- ❖ Capsule Counter.
- ❖ Production Stand.
- ❖ Over-Encapsulation attachments for tablets, capsules & caplets.
- ❖ Over-filling Spacer Plate to make over-filling easier and faster.

## Up to 4500 to 6900\* capsules/hour

\*based on powder, operator speed & number of taps/tamps.

### Distributed By:



**CAPSULE CONNECTION, LLC**

309 Bloom Place  
Prescott, AZ 86303  
928-443-1010

email: [info@CapsuleConnection.com](mailto:info@CapsuleConnection.com)  
[www.CapsuleConnection.com](http://www.CapsuleConnection.com)



### 17 design elements that make the ProFiller 3600 the 300-hole Hand-Held Filler of Choice

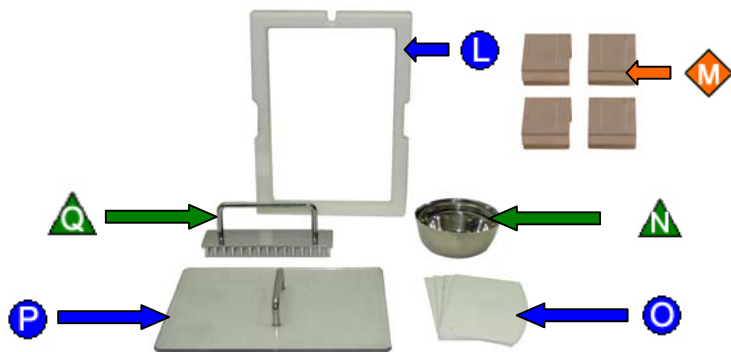

**Shipped Fully Assembled**  
**Fully Dishwasher Safe**  
**5 minute Size Changeover**

- Ease of Use
- ◆ GMP
- ▲ Speed



<span style="color: orange;">◆</span> A	All 316 Stainless Steel (Inox)
<span style="color: blue;">●</span> B	Adjustment-free Spacer Plate
<span style="color: blue;">●</span> C	Cam position indicator, great for training new operators
<span style="color: green;">▲</span> D	Fast action Cam Handle

<span style="color: green;">▲</span> E	Fast action Locking Plate for Caps Tray with reinforced stainless steel edges to prevent bending
<span style="color: green;">▲</span> F	25-hole Capsule Locker is size-specific. Speeds locking, and prevents over-locking and capsule denting
<span style="color: green;">▲</span> G	Capsule Locker includes Spacer Plate Height adjustment marking
<span style="color: blue;">●</span> H	Locked Capsule Indicator
<span style="color: blue;">●</span> I	Capsule Locker position indicators on under side of Caps Tray
<span style="color: green;">▲</span> J	Locating holes in Orienter and tapered locating pins for fast & accurate orientation of capsules into Caps Tray
<span style="color: green;">▲</span> K	2-piece Orienter. Shake only the lightweight Orienter Tray



<span style="color: blue;">●</span> L	Powder Tray is <b>double depth</b> & includes indicators for positioning 60-pin Tamper
<span style="color: orange;">◆</span> M	Powder Tray clamps for pharmacy compounding or filling on optional Vibrator.
<span style="color: green;">▲</span> N	Empty Capsule Measuring Bowls (3)
<span style="color: blue;">●</span> O	Full size Powder Spreaders (4)
<span style="color: blue;">●</span> P	Multi-use Push Plate speeds operations
<span style="color: green;">▲</span> Q	60-pin Tamper in optimum size ranges <b>000, 00, 0-1, 2-3, 4</b>



### ProFiller 3600 System



ProFiller 3600		
Capsule Size	Item Number	US \$
00	P6H HHS 00	\$ 3500
0	P6H HHS 0	\$ 3500
1	P6H HHS 1	\$ 3500
2	P6H HHS 2	\$ 3500
3	P6H HHS 3	\$ 3500
4	P6H HHS 4	\$ 3500
000*	P6H HHS 000	Call

For 00el\*, 0el - 2el, AAA-E sizes contact us.

\*Standard 180 hole Filler (192 hole special order).

Combo A - Parts for 3 capsule sizes (one tamper) \$6350  
 Combo B - Parts for 4 capsule sizes (one tamper) \$7775

ProFiller 3600 System includes everything you need to fill one capsule size: Hand-Held Filler Base, Orienter Base, Change Parts for one capsule size, Locking Plate, 60-pin Tamper, Powder Tray, Powder Tray Clamps, Powder Spreaders, Push Plate, Capsule Locker.

Included at no extra charge: a Video CD, illustrated manual, plastic storage box for easy storage of loose items when the machine is not in use, empty and locked Capsule Bins, and a set of empty capsule Measuring Bowls.



### ProFiller Optional Vibrator

Optional Vibrator is recommended for faster filling of powders that bridge or are granular, fluid or flour-like. It also reduces weight variation of fine powders.



Item #	Voltage/Frequency	US \$
PM VIBHH 110	110-120V/50Hz	\$455
PM VIBHH 230	220-240/50 Hz	\$455

### ProFiller 3600 Change Parts

	Change Parts	Tamper
Price	\$1525 each	\$125 each
Capsule Size	Item #	Item #
00*	P6H CPS 00	P6H T60P 00
0*	P6H CPS 0	P6H T60P 0-1
1*	P6H CPS 1	P6H T60P 0-1
2*	P6H CPS 2	P6H T60P 2-3
3*	P6H CPS 3	P6H T60P 2-3
4**	P6H CPS 4	P6H T60P 4

Change Parts (P6H CPS)	Tamper (P6H T60P)	Orienter Base (P67 HOB)
Size Specific 00, 0, 1, 2, 3 & 4	Size Ranges 00, 0-1, 2-3 & 4	Size Ranges 00-3 & 4-5

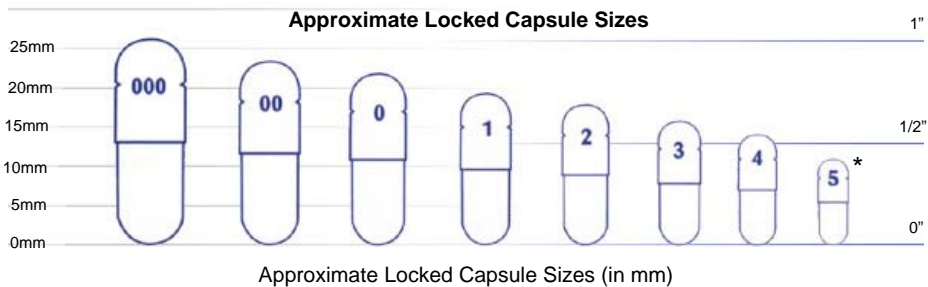
\* If you have a 3600 system in Size 4 only, you also need to order an Orienter Base P67 HOB 00-3 for \$335.

\*\* You also need to order an Orienter Base P67 HOB 4-5 for \$335.

All Change Parts include a plastic storage box.

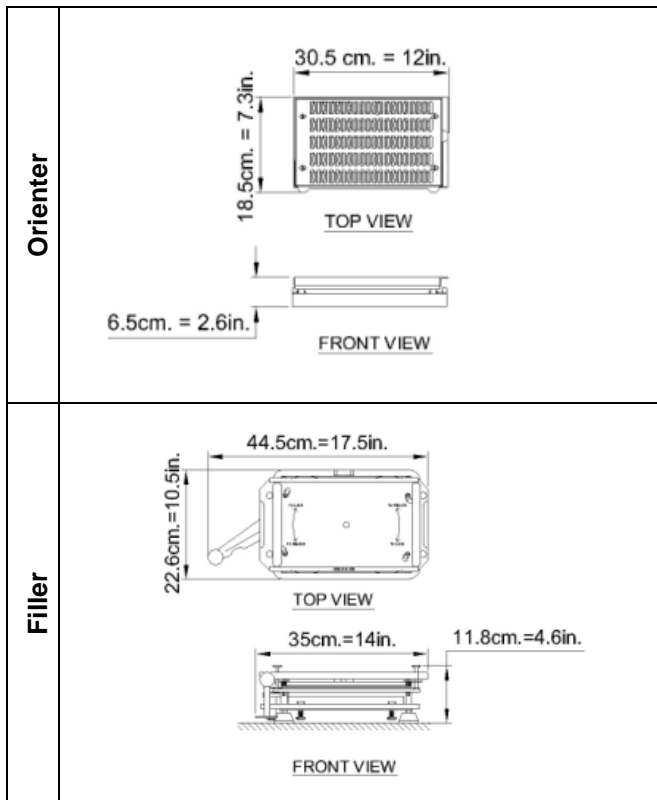


### Capsule Sizes



\*For size 5 ask for information on ProFill 100 or ProFiller 3700.









### Weight & Dimensions



Item	Boxes	Shipping Wt.		Net Wt.	
		Kg	Lbs	Kg	Lbs
Complete System P6 with Accessories	Box 1/1	18	40	12	27
Extra Change Parts	Box 1/1	8	18	7	15
Extra Tamper	Box 1/1	1	2	0.5	1
Extra Tamper and Orienter Base	Box 1/1	2.5	6	1.7	4
Vibrator MPC6	Box 1/1	8	18	6.5	14




### Optional Accessories

Item Description		Voltage/Frequency	Capsule Size	Item #	\$US
<b>Powder Vibrator</b> Recommended for faster filling of powders that bridge or are granular, fluid or flour-like. It also reduces weight variation of fine powders.		110-120 Volts/60Hz	All Sizes	PM VIBHH 110	\$455.00
		220-240 Volts/50Hz	All Sizes	PM VIBHH 220	\$455.00
<b>Partial Batch Kit</b> Fill fewer than 300 capsules per batch. Includes 1 each of Orienter Divider, Powder Tray Divider & Mini Powder Spreader. Order 30-pin Tamper separately.			All Sizes	P67 PBK	\$85.00
<b>30-pin Tamper</b> For use with ProFiller 3600 Partial Batch Kit. Tamper in Sizes 00, 0-1, 2-3, 4.			00-4	P67 T30P <sup>†</sup>	\$85.00
<b>Production Stand</b> Reduce the space required to operate the ProFiller. The stand organizes and provides easy access to all the loose parts. Stand only. (Parts shown for illustration)			All Sizes	PX STAND	\$220.00
<b>Capsule Counters</b> Divide your batch of capsules into 3 groups of 100 capsules, 5 groups of 60 or 10 groups of 30. Anodized Aluminum  3x100 Counter shown on left, 10x30 Counter shown on right. 5x60 Counter photo not available at this time.		Photo Coming Soon		PX CTR 3X100	\$230.00
		5x60		PX CTR 5X60	\$250.00
		10x30		PX CTR 10X30	\$290.00
<b>Caps Tray For 3600</b> Purchase an additional Caps Tray  *Light-weight Anodized Aluminum Caps Tray is not Dishwasher Safe.		Anodized Aluminum*	00-4	P67 CT AA <sup>†</sup>	\$380.00
		Inox (SS316)	00-4	P67 CT SS <sup>†</sup>	\$450.00


<sup>†</sup> Specify Capsule Size when ordering, some accessories are not available for special sizes (000, 5, 00el-2el & AAA-E).

### Over-Encapsulation Accessories

			
<b>Orienter for Capsule-in-Capsule</b> This allows you to put capsules inside capsules using your existing ProFiller System.	<b>Tablet Fill Attachment</b> Over-encapsulate round tablets 6.0-7.3 mm diameter and 2.0-3.5 mm height. <sup>††</sup>	<b>Caplet Attachment</b> For caplets or non-round tablets. Engineering drawing of tablet required. Delivery 4-8 weeks.	<b>Over-Encapsulation Frame</b> Required for use with Orienter or Caplet Attachment.

<sup>††</sup> For round tablets outside this size range, order a custom TFA. Delivery 6-8 weeks.

### Upgrade Option to a Bench Top System



ProFiller 3600 grows with your requirements. Get the ProFiller 3700 Bench-Top Filler for larger batches and use the same Change Parts & Orienter purchased for the 3600.

You can continue to use the 3600 Filler Base for smaller batches or production under a powder hood or in a glove box. Purchase an additional Orienter Base and have a full second system.

For a video and more information on the ProFiller 3700 visit [our video page](#).



### 1. What is the output and why is it faster than other systems?

The ProFiller 3600 fills up to 4500 - 6900 capsules per hour for most powders. Our engineers have included features, some patented, that make the 3600 the fastest and easiest to use 300-hole hand-held filling system on the market. The lower output is for fine powders. The higher output is for coarse free flowing powders. Your results will vary based on the powder flow properties, operator speed & technique and use of excipients.

### 2. How accurate are fill weights?

Fill weights, USP/EP method, are within  $\pm 1-3\%$  of target. When weighed individually (a stricter standard than USP/EP) typically all 300 capsules/batch are within  $\pm 5-7.5\%$  of target. For more information [Download Capsule Fill Weight Data PDF](#)

### 3. What types of capsules can I fill?

ProFiller 3600 has been tested with different brands and types of capsules including gelatin, vegetarian / HPMC and starch capsules.

### 4. What size capsules can I fill?

You can fill sizes 000, 00, 0, 1, 2, 3, 4, 00el, 0el, 1el and 2el. If filling more than one capsule size, see page 3 for ordering guidelines.

### 5. Why Might I Need a different Tamper, Orienter Base or Capsule Locking Plate?

The Tamper, Orienter Base and Capsule Locking Plate are made in capsule "size ranges". If the new Change Parts are within your existing size range, these parts are not needed. If the new capsule size is outside the size range, a new part must be ordered.

### 6. Can I see the system before I buy?

Yes, you can view our online videos at [CapsuleConnection.com/profiller3600/video](http://CapsuleConnection.com/profiller3600/video)



### 7. How big is the system and how can I store it?

The largest piece is the assembled Filler, which measures for storage approximately 13 x 10 x 4 inches, or 33 x 25 x 10 cm (see page 4). The entire system can fit in one deep desk drawer or 2 regular drawers. Storage boxes for all parts are included with your system.

### 8. Can I fill liquids or sticky powders?

Yes, you can fill capsules with sticky powders or non-aqueous liquids. When filling sticky powders, use of a Vibrator can improve performance by eliminating Tamper pin contact with powder. For more information [Download "When to Use a Powder Vibrator" PDF](#) Capsules filled with liquids for stability or clinical trials, if not sealed, will need to be kept vertical to minimize leakage between the cap and body. Capsules filled with non-aqueous liquids for commercial sale require sealing using equipment purchased separately.

### 9. Can it be cleaned in an automatic dishwasher or autoclaved?

All parts are dishwasher safe including the Caps Tray and the frame. The Body Sheet set, Caps Tray, Push Plate, Orienter Change Part, Powder Tray, and Tamper are autoclave safe.

### 10. What are the maintenance requirements?

We recommend daily cleaning and preferably washing of the system to remove any powder. At a minimum, after each use the Body Sheets should be removed and cleaned using a brush, cloth, compressed air or vacuum. The cam, cam hole, and cam bush should be lubricated with a food grade lubricant such as Vaseline.

### 12. Is there a faster ProFiller available?

Yes. The ProFiller 3700 300-hole bench top model fills 6000 - 9000 capsules per hour. The ProFiller 3700 is suitable for continuous full shift production with less operator fatigue. You can also upgrade the ProFiller 3600 at any time for use with the ProFiller 3700 Filler Base. See page 5 for more information.

### 13. What are the installation and utility requirements?

No utilities (electricity, compressed air or water) are required unless using the optional Vibrator, which requires 110-120V / 60 Hz or 220-240V / 50Hz.

### 14. Does the ProFiller 3600 come with a CE certificate?

A "Declaration of Conformity" can be provided on request.

