





1. Read green sheet in bag. Put base on stand. Put longer part of capsule in base, shorter part in top (open ends up).




2. Put base in shallow bowl or plate. Pour powder, spread with enclosed card.



3. Use tamping tool to compact powder, if desired, and then pour in more powder. Spread excess off open corner into bowl or plate.



4. Take base off stand. Replace top. Put on flat surface. Press down firmly on sides until unit bottoms out.



5. Capsules are automatically joined and held in top.



6. Press top evenly and firmly: Capsules are ejected.