


INSTRUCTIONS




1. Read green sheet in bag. Put base on stand, with wide side of stand up. Put long part of capsule in base, short part in top (open ends out).



2. Put base in shallow bowl or plate. Pour powder, then spread powder with enclosed spreader card.




3. Use tamping tool to compact powder if desired, and then pour in more powder. Repeat if desired. Spread excess off open corner into bowl. Then take base off stand.



4. OPTIONAL IF CAPSULES JAM WHEN JOINED: Press base slightly down on spring evenly in middle until the capsules stick up about 1/10th inch. While holding down with one hand, put the top on the base with other hand.



5. Replace top. Put on flat surface. Press down firmly on both sides of top until base bottoms out.



6. Capsules are automatically joined and held in top.



7. Press top evenly and firmly: Capsules are ejected.